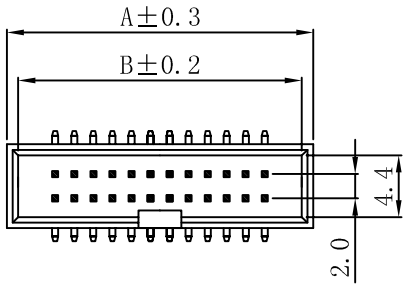

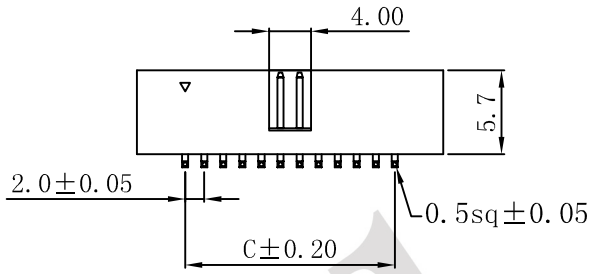

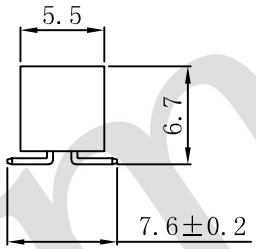

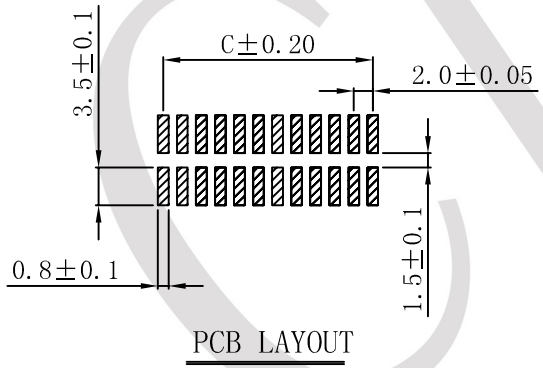

PCB LAYOUT

SPECIFICATION:
Current Rating:1.5AMP
Contact Resistance:20m Ω (max)
Insulation Resistance:1000M Ω Min at 500V DC
Dielectric Strength:500V AC Per 1 Minute
Operating Temperature:-40℃ TO +105℃

MATERALS:
Insulator:Nylon66 or 6T+30% Glass Fiber,UL94V-0
Contact:Brass
Contact plated: Gold Over Nickel

Poles	Part No.	Dimension mm		
		A	B	C
10	300-2SMT-10P	17.34	16.24	8.00
12	300-2SMT-12P	19.34	18.24	10.00
14	300-2SMT-14P	21.34	20.24	12.00
16	300-2SMT-16P	23.34	22.24	14.00
18	300-2SMT-18P	25.34	24.24	16.00
20	300-2SMT-20P	27.34	26.24	18.00
24	300-2SMT-24P	31.34	30.24	22.00
26	300-2SMT-26P	33.34	32.24	24.00
30	300-2SMT-30P	37.34	36.24	28.00
34	300-2SMT-34P	41.34	40.24	32.00
40	300-2SMT-40P	47.34	46.24	38.00
44	300-2SMT-44P	51.34	50.24	42.00
50	300-2SMT-50P	57.34	56.24	48.00

TOLERANCE TABLE	
.0	±0.20
.00	±0.10
.000	±0.05

APPROVED:	DATE:	Ckmtw 深圳市灿科盟实业有限公司 CHANKLEMENT INDUSTRYCO.,LTD
CHECKED:	DATE:	TITLE: 300-2SMT-XP（简牛贴面）
DRAWN: LYF	DATE: 2009-07-02	CLIENT P/N: /
		UNIT: mm SCALE: free
		FILE NO.: Ckmtw-300-0004 REV.: A

Ckmtw